

20 20

MIDCOAST MAINE 
Community Action



ANNUAL REPORT TO THE COMMUNITY

MIDCOAST MAINE COMMUNITY ACTION

The agency connects the community with resources that promote health and quality of life, education and economic independence. MMCA supports regional activities which encourage economic sustainability and social equity within the midcoast area.

Midcoast Maine Community Action (MMCA) is a community action program that includes Head Start and Early Head Start in Maine's Lincoln County, Sagadahoc County, and northern Cumberland County. MMCA strives to provide children and families with quality early childhood education programs and integrated support services. Midcoast Maine Community Action provides comprehensive Head Start and Early Head Start services for 224 children and their families each year.



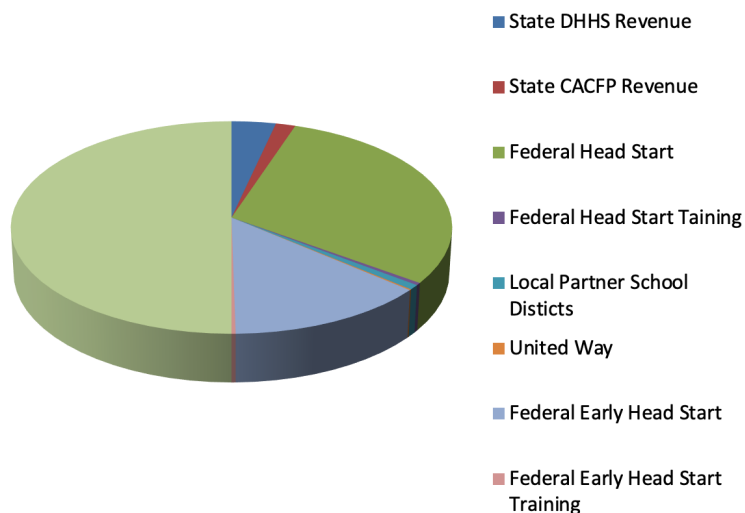


HEAD START REVENUE BY SOURCE

Total amount of public and private funds received and the amount from each source.

State DHHS Revenue	245,269
State CACFP Revenue	108,796
Federal Head Start	2,062,520
Federal Head Start Training	24,773
Local Partner School Districts	50,000
United Way	9,400
Federal Early Head Start	933,664
Federal Early Head Start Training	18,994
Total	3,453,416

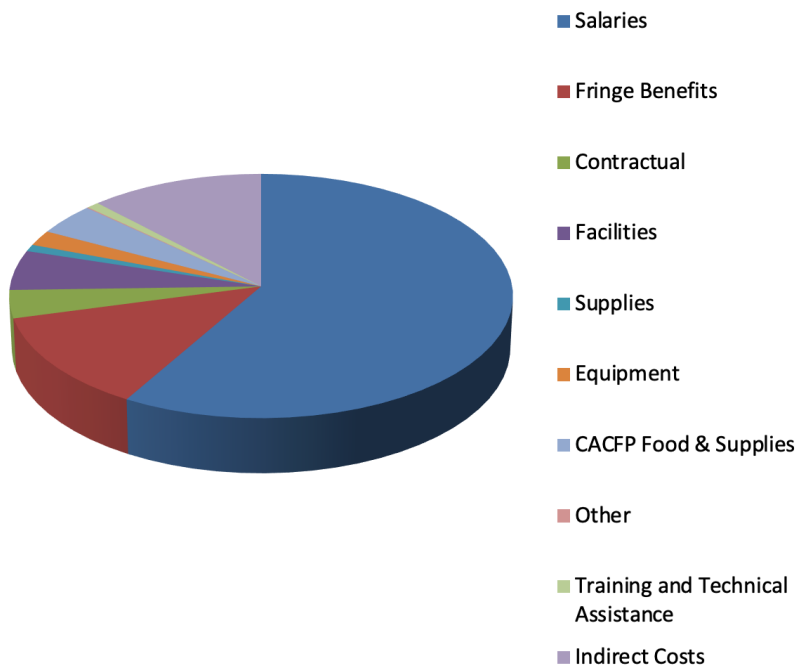
Head Start Revenue by Source 6/1/19 - 5/31/20





EXPENDITURES AND PROPOSED BUDGET

Head Start Expenses by Category 10/1/19 – 7/31/2020



Head Start Budget 10/1/20 - 9/30/21

Salaries	1,922,388.00
Fringe Benefits	442,781.00
Contractual	140,621
Facilities	677,012
Supplies	54,484
Equipment	51,628
CACFP Food & Supplies	89,550
Training and Technical Assistance	33,797
Indirect Costs	384,756



ENROLLMENT AND FAMILIES SERVED

The total number of children and families served, the average monthly enrollment (as a percentage of funded enrollment), and the percentage of eligible children served:

During the 2019-2020 program year, we cumulatively served 182 Head Start children and 84 EHS children for a total of 266 children. The average monthly enrollment was 226 out of 238 funded slots or 95% of funded enrollment, up from 81% the previous year. 100% of eligible children were served.

The results of the most recent review by the Secretary and the financial audit:

In October of 2019 our Head Start/Early Head Start program underwent a Focus I Review by the Office of Head Start. The review reported complete compliance with no findings. The most recent audit completed for September, 2019 yielded complete compliance with no findings. Copies of the financial audit are available at MMCA's central office.

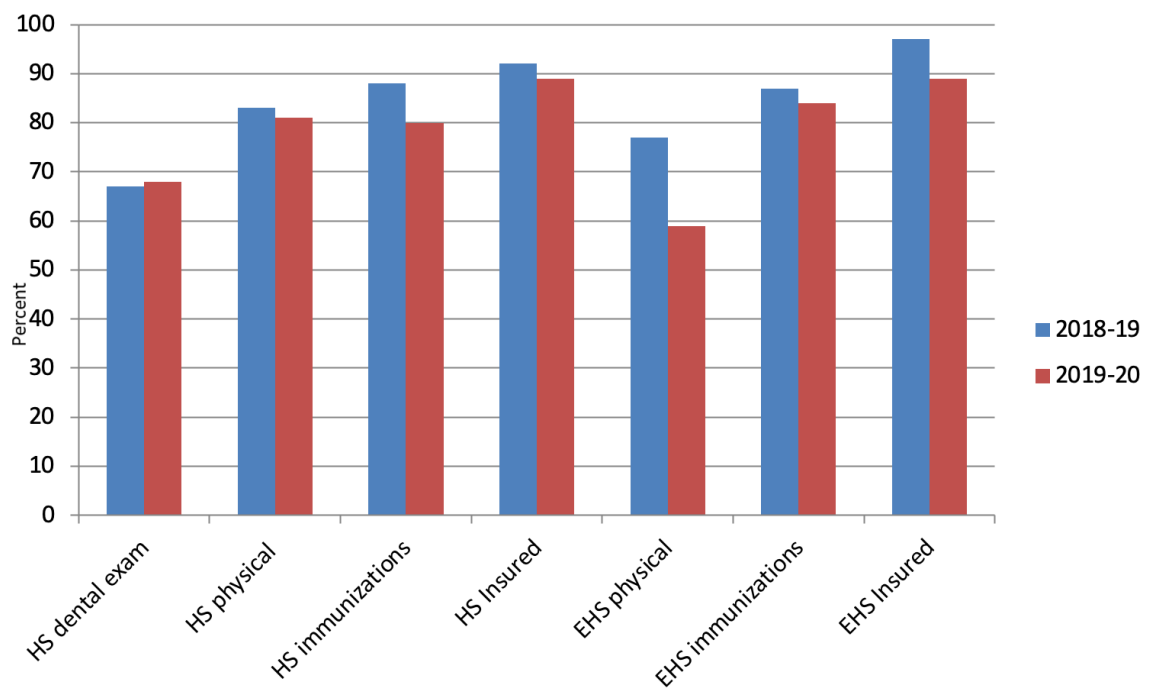
Parental involvement in Head Start:

Over 40 parent involvement activities took place in our centers during the 2018-19 school year. In addition to this, six parents served on the Parent Policy Council, representing an important component of Head Start's governance structure.



MEDICAL AND DENTAL EXAMS

It was more challenging for families to keep up with medical and dental appointments due to the COVID-19 pandemic.





PREPARING STUDENTS FOR KINDERGARTEN

The agency's efforts to prepare children for kindergarten:

MMCA is in partnership with four school districts in our area. Our RSU #1 partnership involves having one of the four year old classrooms in the district's Choices program. Our partnership with West Bath enables us to serve some of the students who will move on to kindergarten in West Bath. We have two collaborative classrooms in a partnership with RSU #12 that are made up of half HS eligible children and half ineligible children. Finally, our SAD #75 classroom prepares students for kindergarten in that district. In all of these partnerships, we share resources and information, and develop transition plans so children can make a smooth transition to their public school.

We also have a robust assessment system that ensures our students are kindergarten- ready. In our classroom assessment that measures teacher skills, all scores are well above re-competition levels and 60% of the dimension scores met or exceeded the 2018 national averages. The Instructional Support domain well exceeded the 2018 national average. We measure students' progress in developmental and academic areas using Teaching Strategies Gold (TSG). There is variation in these scores across program sites so ensuring success in all classrooms will be a priority in 2019-20.